



Sondigo Sirocco

A Remote Networked Sound Card
For Your Windows XP/2K PC

Summary at a Glance

- Product: Soudigo Sirocco Wireless Audio Bridge (Sirocco)
 - Acts as a remote sound card for your PC
- Description: Wired/wireless audio adapter with 5.1 Surround and 7.1 Digital Dolby support, but no local control features

Summary at a Glance

- Pros
 - Plays **ANY** digital format including DRM'd files
 - Dynamic audio driver switching option
 - Good sound – lossless network compression – Dolby Surround
 - WEP / WPA / WPA2 Wi-Fi network encryption
 - Analog and S/PDIF TOSLINK outputs
- Cons
 - Windows XP/SP2 & 2K only audio driver
 - Color scheme does not integrate well with home entertainment components
 - No ability to remotely control music selection

Package Content

- Sirocco
- Antenna
- Support stands
- Power cube
- Ethernet cable
- 1 stereo mini plug to 2 RCA plugs cable
- 1 TOSLINK optical cable
- CDROM
- Instructions

Price & Shipping

- ~ \$140; shipping was free just before Christmas
- ~ 6 - 7 days to deliver from Sondigo in **Mailing Address**
- 12851 16th Ave., PMB 45039
Surrey BC V4A 9L1
Canada



- A** Power input
- B** Reset button (use paper clip to activate)
- C** Front (L, R) analog output
- D** Surround (Ls, Rs) analog output
- E** Center/Sub analog output
- F** Optical Digital (SPDIF) output
- G** Ethernet port
- H** Antenna





Software Installation & Config

- Connect Sirocco using ethernet cable to network or PC
- CDROM
 - C-Media audio driver & control panel
 - RealTek network driver
 - Config utility sets up Wi-Fi
 - Havoc when wi-fi goes active while still connected by ethernet

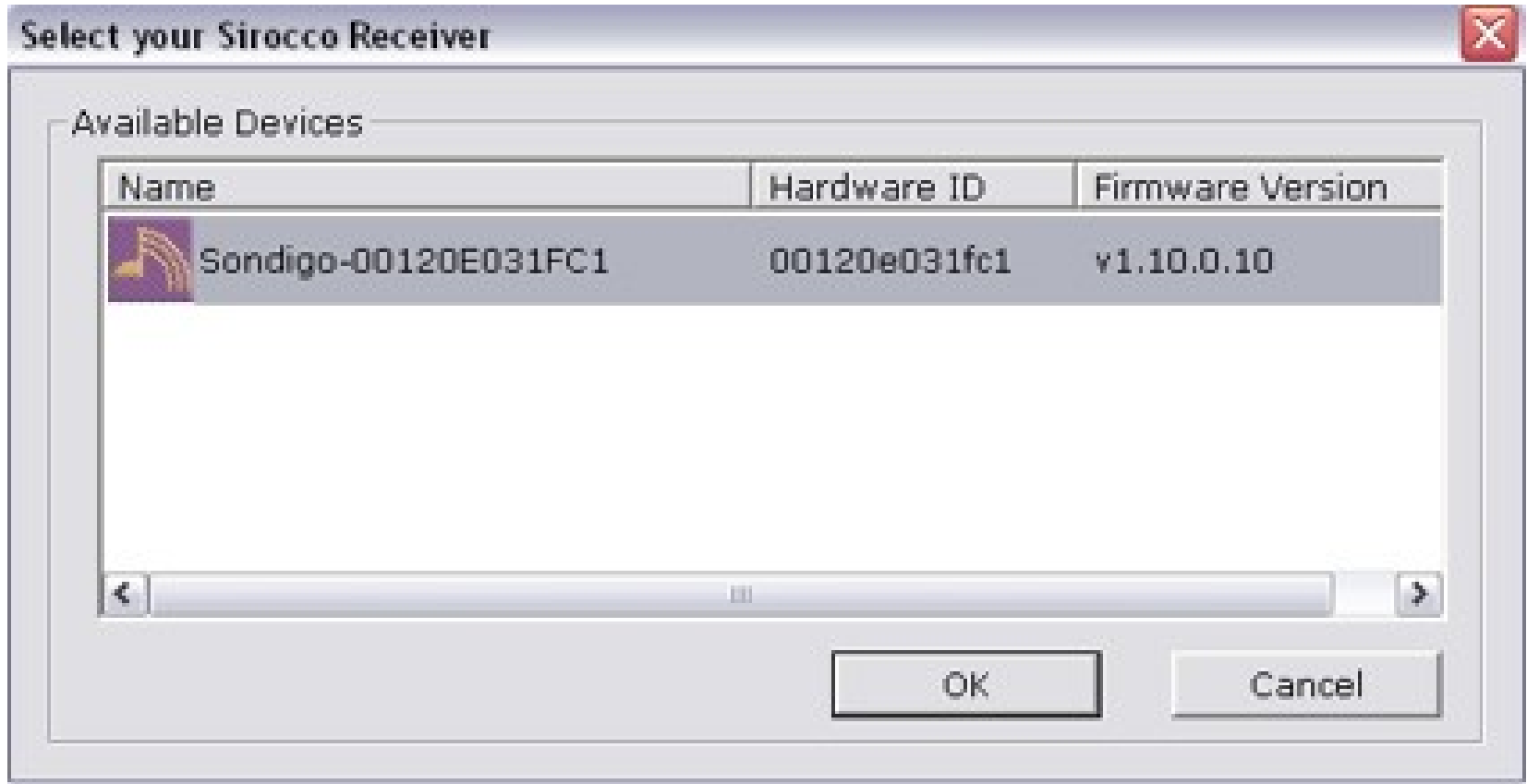
Setup & Config



Setup & Config



Setup & Config



Setup & Config



Setup & Config



Setup & Config

Sirocco Setup Wizard

Sirocco setup wizard

Step 3) Encryption Key

SSID

JHawk

Encryption

WPAPSK (TKIP)

Input *****

Confirm *****

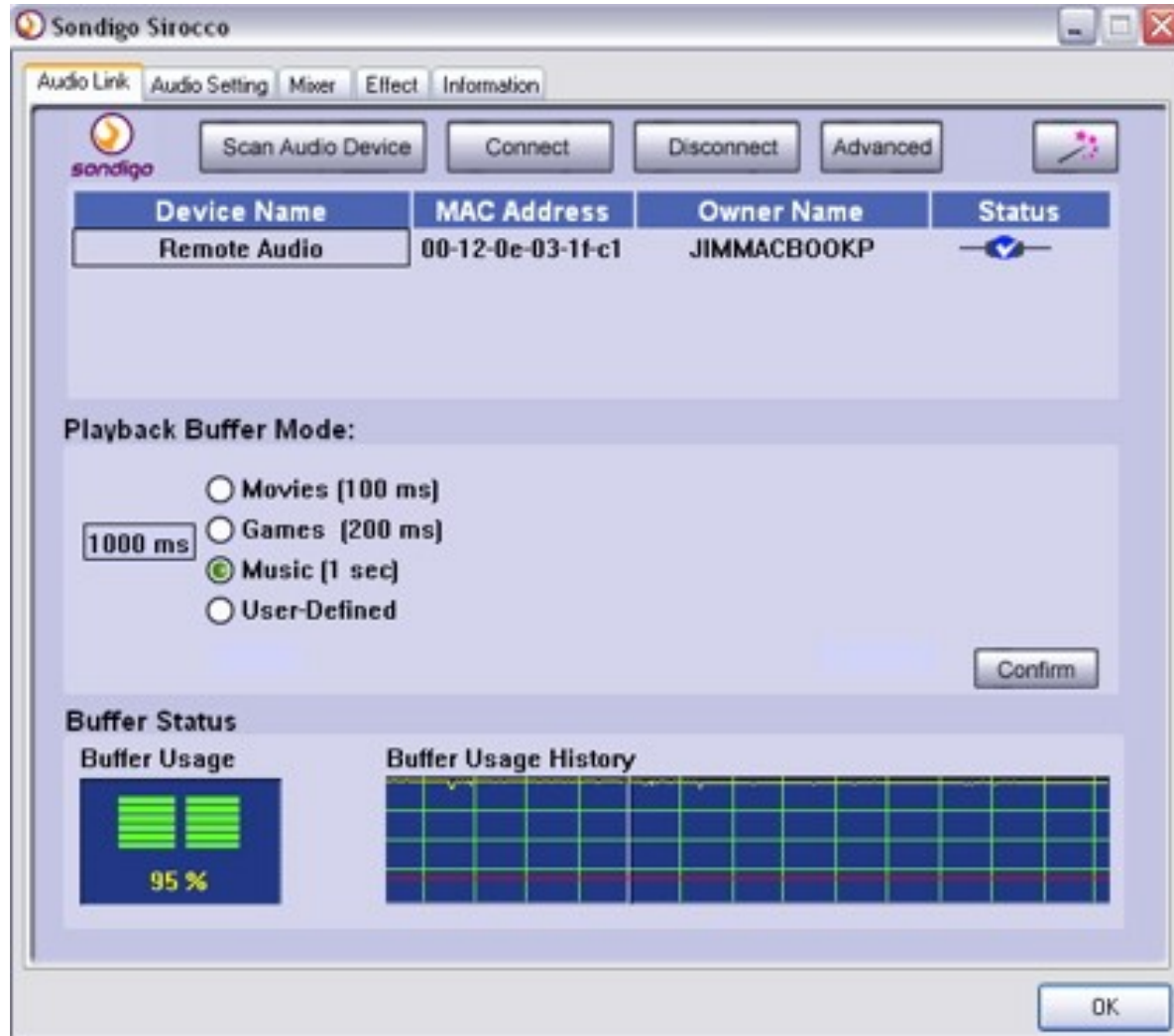
Note : Enter 8-63 characters.

< Back Next > Cancel

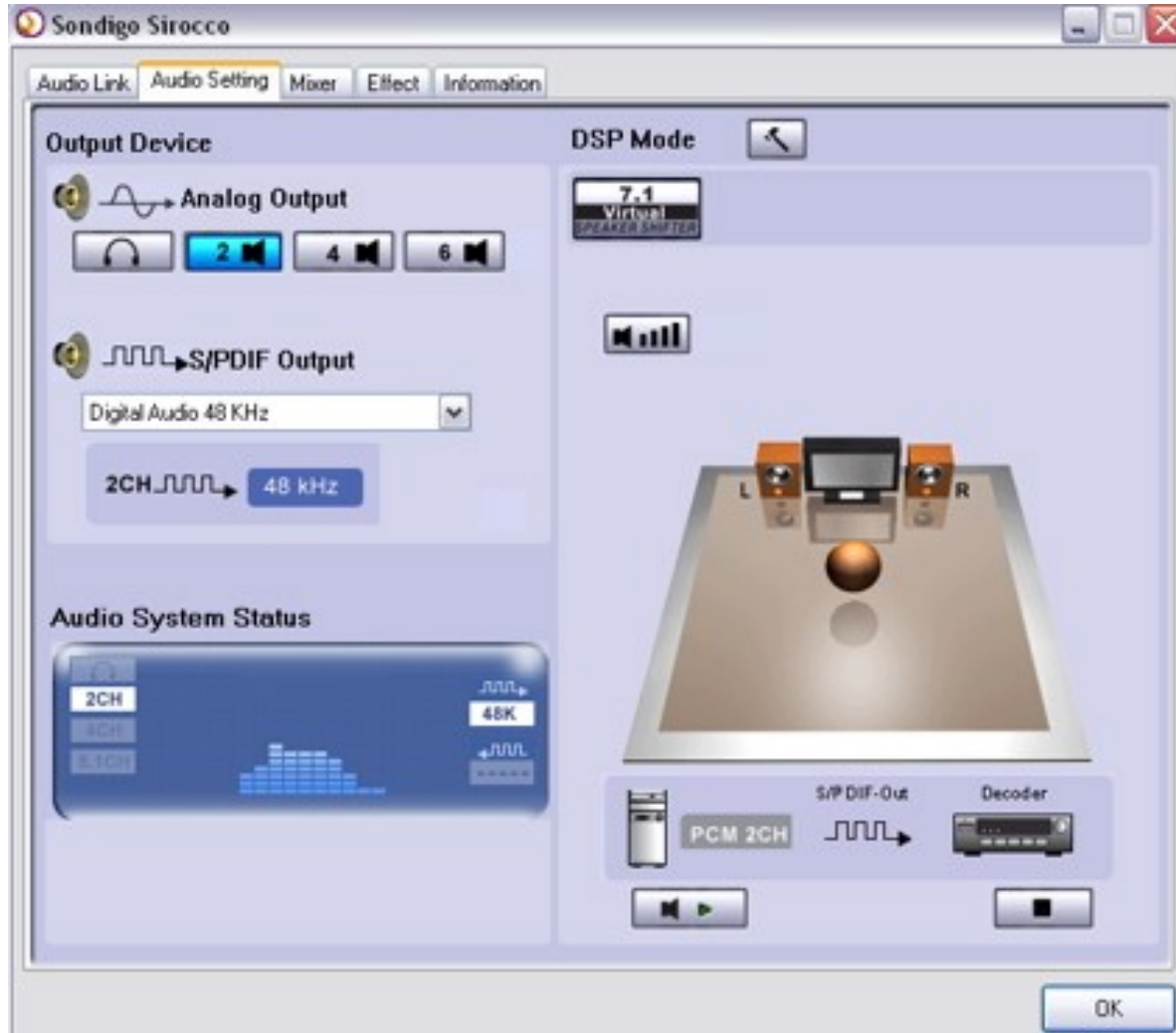
Usage & Control

- Operating System “Sounds & Audio Devices” Control Panel settings to check...
 - Set # of speakers for each audio driver
 - Choose Windows Default or No Sound scheme

Sirocco Control Panel



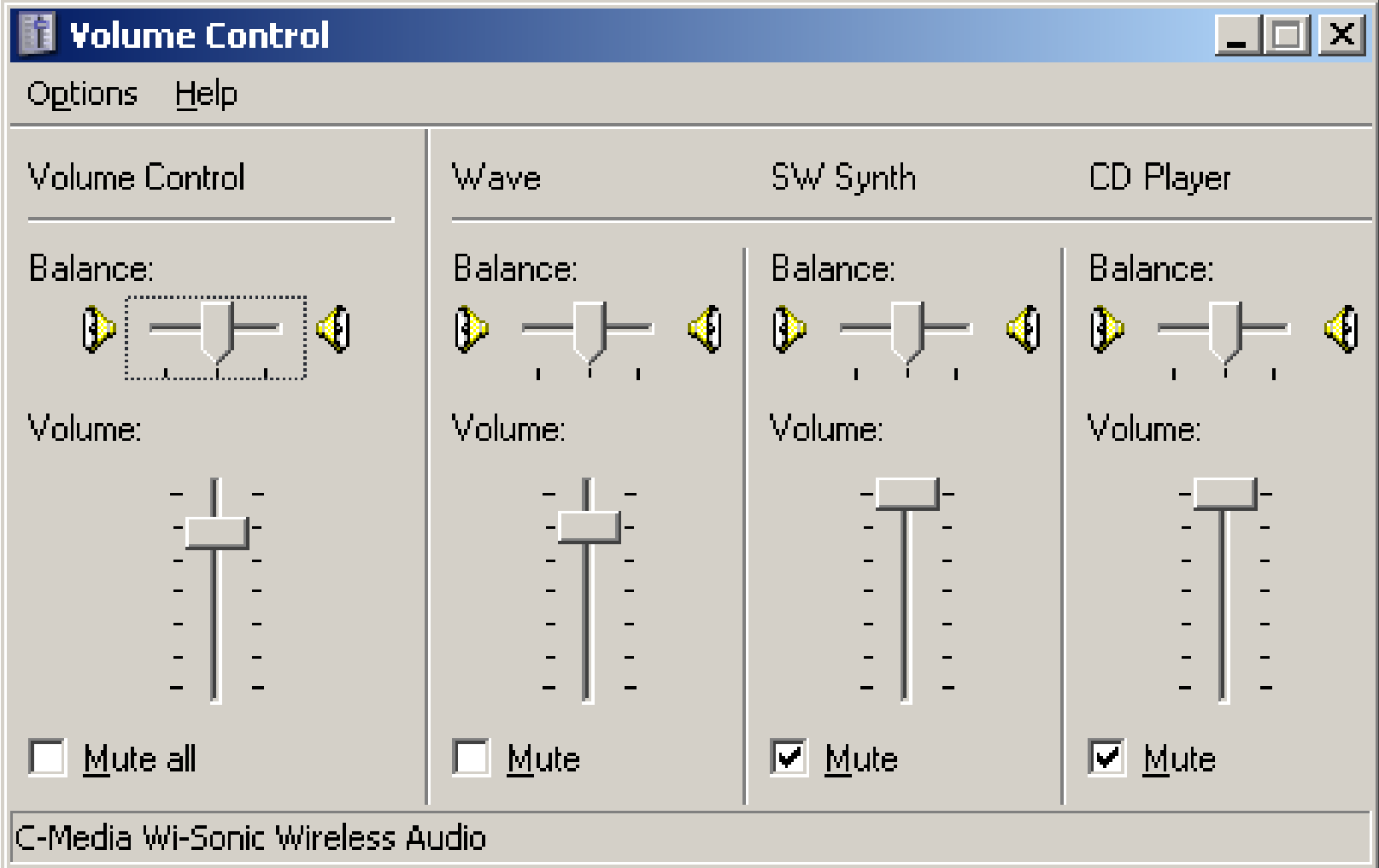
Sirocco Control Panel



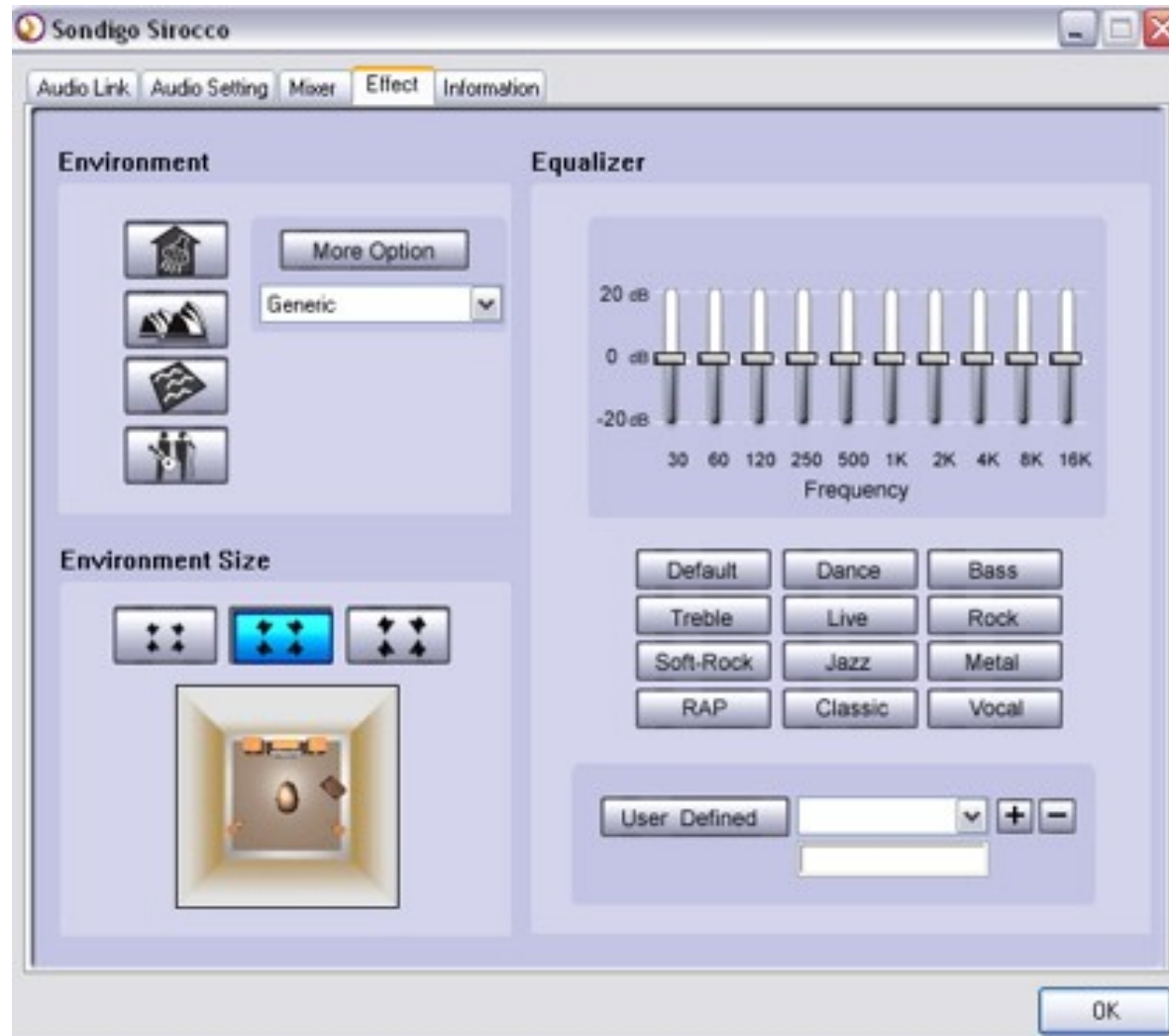
Sirocco Control Panel



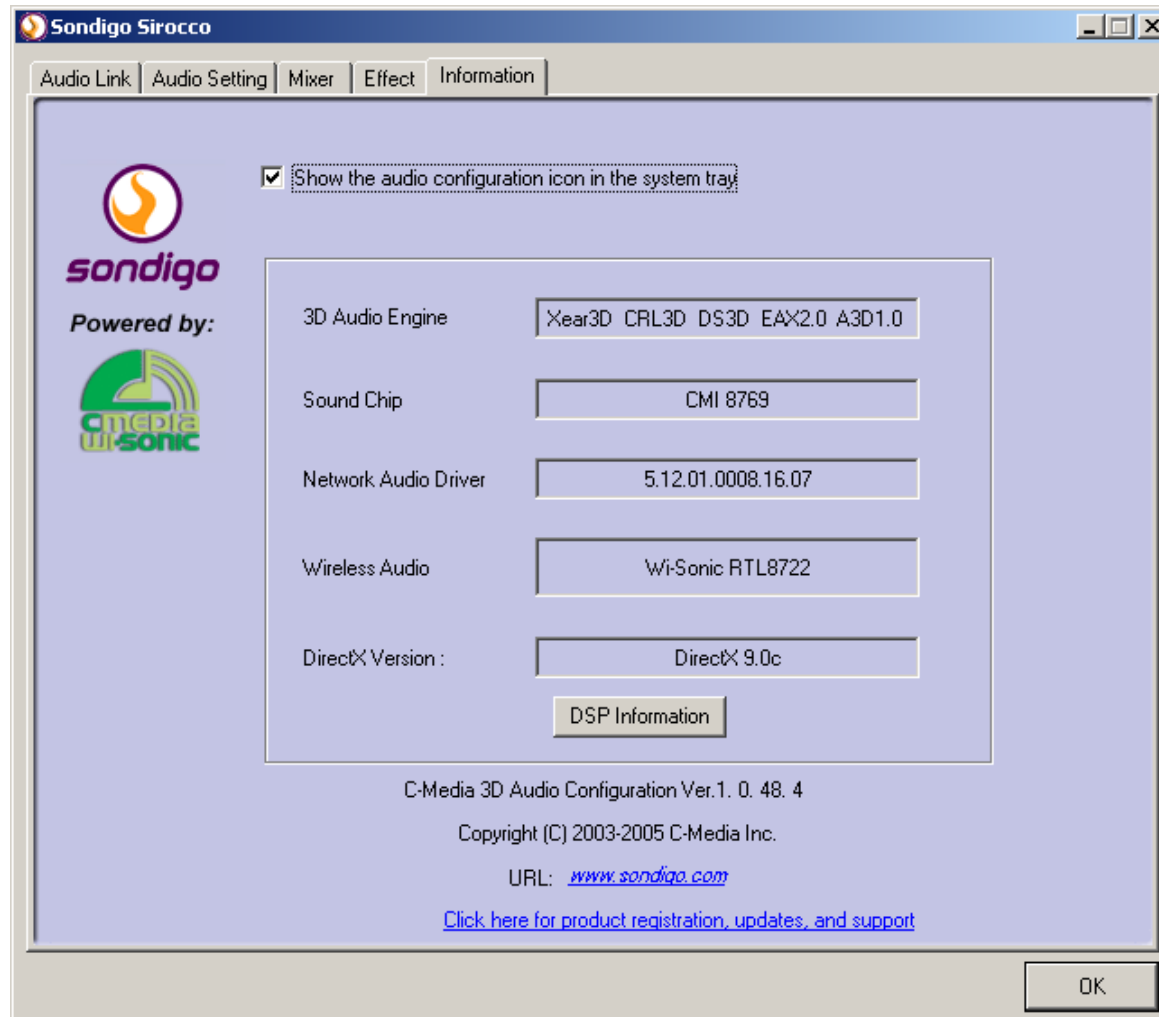
Another Volume Control Added



Sirocco Control Panel



Sirocco Control Panel



Undocumented Feature

- Built-in Access Point Firmware
 - Set to client mode
 - Browser interface access by Ethernet & Wi-Fi
 - Unsecured by default
 - Set UID & PWD

Undocumented Feature

Realtek WLAN AP Webserver -

http://192.168.123.14/home.asp

File Edit View Favorites Tools Help

McAfee SiteAdvisor Google

SmallNetBuilder - Sondigo Sir... Sondigo Sirocco Review and ... Realtek WLAN AP Webse... x

WLAN Access Point

Access Point Status

This page shows the current status and some basic settings of the device.

System	
Uptime	1 day:14h:41m:6s
Firmware Version	v1.3/v1.10.0.10

Wireless Configuration	
Mode	Infrastructure Client
Band	2.4 GHz (G)
SSID	jadek
Channel Number	11
Encryption	WPA
BSSID	00:18:f8:5f:e9:e9
State	Connected

TCP/IP Configuration	
Attain IP Protocol	Fixed IP
IP Address	192.168.123.14
Subnet Mask	255.255.255.0
Default Gateway	0.0.0.0
MAC Address	00:12:0e:03:21:04

goahead
WEB SERVER

Undocumented Feature

The screenshot shows a web browser window displaying the Realtek WLAN AP Webserver interface. The browser's address bar shows the URL `http://192.168.123.14/home.asp`. The page title is "WLAN Access Point". The main content area is titled "Wireless Site Survey" and contains the following text:

This page provides tool to scan the wireless network. If any Access Point or IBSS is found, you could choose to connect it manually when client mode is enabled.

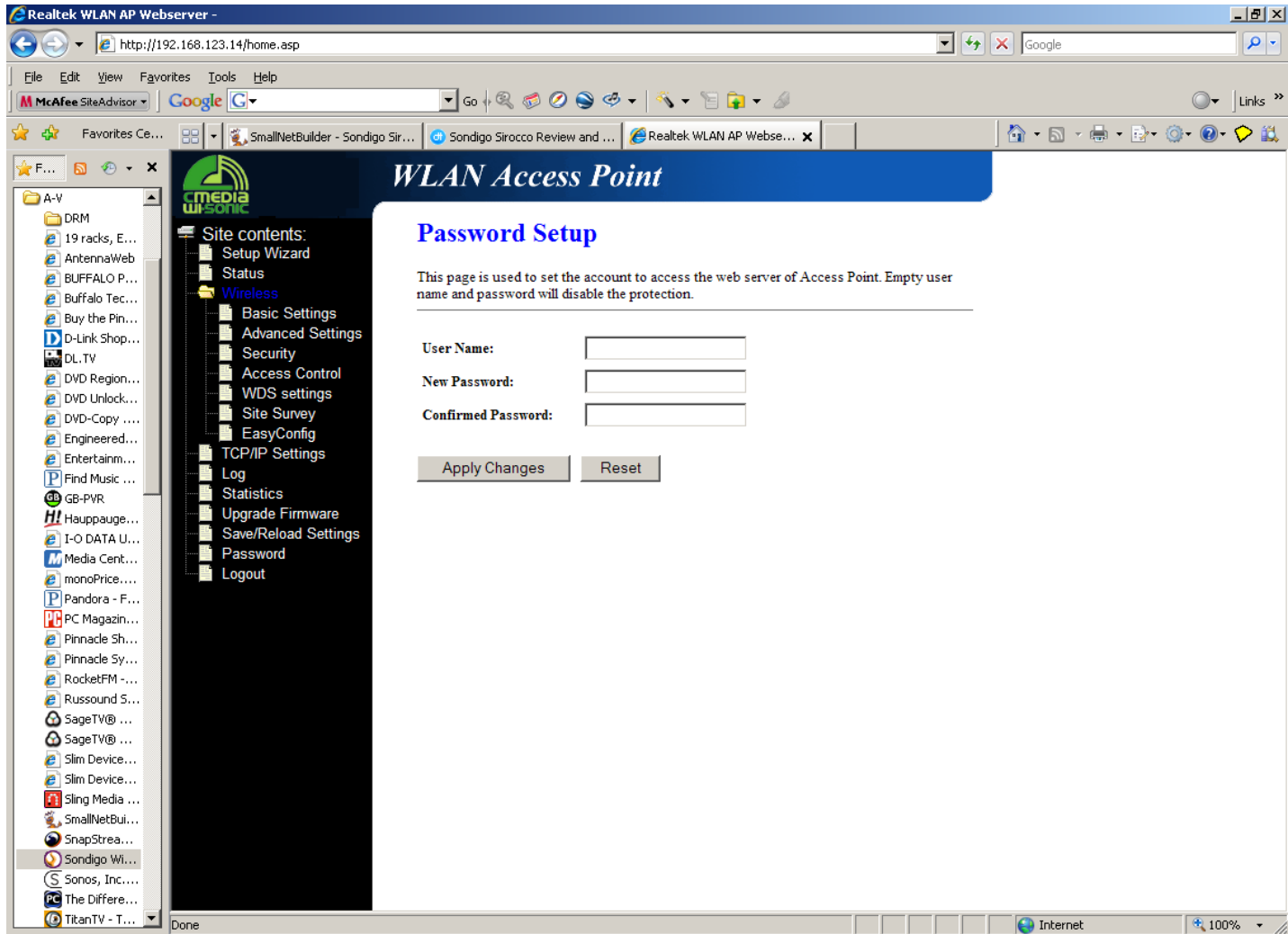
SSID	BSSID	Channel	Type	Encrypt	Signal	Select
jadek	00:18:f3:5f:e9:e9	11 (B+G)	AP	WPA-PSK	72	<input type="radio"/>

Below the table are two buttons: "Refresh" and "Connect".

The left sidebar shows a navigation menu with the following items:

- Site contents:
 - Setup Wizard
 - Status
 - Wireless
 - Basic Settings
 - Advanced Settings
 - Security
 - Access Control
 - WDS settings
 - Site Survey
 - EasyConfig
 - TCP/IP Settings
 - Log
 - Statistics
 - Upgrade Firmware
 - Save/Reload Settings
 - Password
 - Logout

Undocumented Feature



Performance

- Issue with D-Link DI-524 router
- Replaced with Linksys WRT54GL
 - Updated with the latest mini version of DD-WRT third party firmware
 - Occasional problems where PC Sirocco software fails & requires PC reboot
- Overall thruput reliability = 95%
- Overall features = 100%

References

- On the Web...
 - <http://www.sondigo.com/sirocco/overview>
 - http://www.smallnetbuilder.com/?option=com_
 - http://reviews.digitaltrends.com/review3657_in